

Long Antenna

Short Antenna

WIRING THE BELTROL OM-3 ESC.




Three wire cable. Ensure plugs are correctly located.

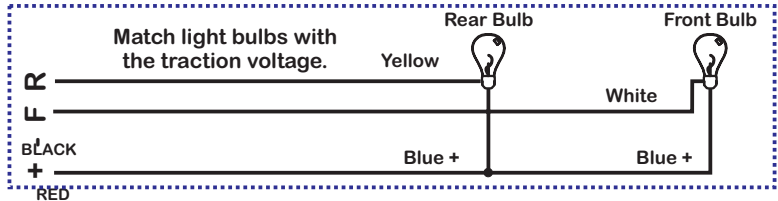
Ensure plugs are correctly located. Orange wire towards middle of RX.

Please see the sound system brand specific instructions for how to wire a sound system. http://www.beltrol-rc.com/index.php?page_id=1332

LED's must have a suitable dropping resistor fitted in the - (ground) circuit.

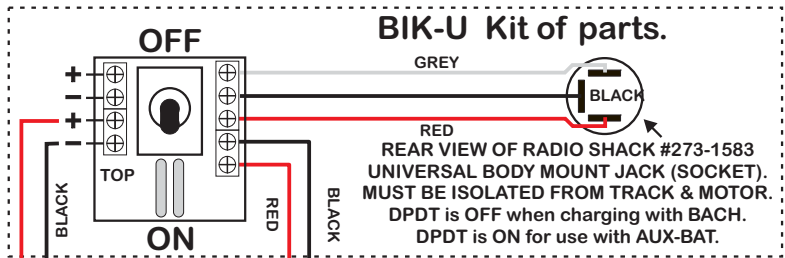
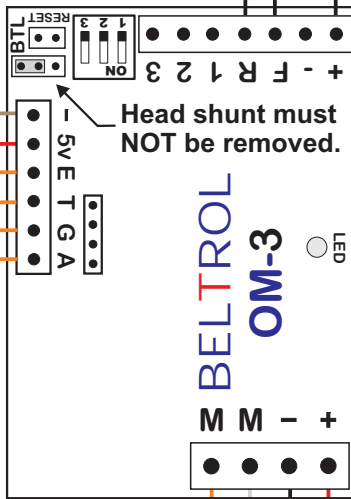


Blue wire to long legs of LED's



Match light bulbs with the traction voltage.

Head shunt must NOT be removed.



REAR VIEW OF RADIO SHACK #273-1583 UNIVERSAL BODY MOUNT JACK (SOCKET). MUST BE ISOLATED FROM TRACK & MOTOR. DPDT is OFF when charging with BACH. DPDT is ON for use with AUX-BAT.

FUSE. We suggest you use a # RUE-300 3 amp Auto reset Polyswitch. NOT required with BIK-U3/6.

